

# TLSM Series

Dual Circuit Technology  
Tactile Switch for SMT 6.0mm x 6.1mm



## Description

The TLSM series of sealed tactile switches for SMT are IP54 rated, 3.45mm high Single Pole Double Throw tactile switches, featuring a soft actuator. They offer an outstanding lifespan of 2 Mio cycles and an operating force of 2N.

## Features & Benefits

- SPDT NC-NO function
- Long life - 2M cycles
- 6.0 x 6.1 mm dimension
- IP54
- Soft actuator 3.45mm high

## Applications

- Elevator button
- Industrial equipment
- EV charging gun

### Specifications

Function	Momentary action
Contact Arrangement	SPDT
Terminals	SMT termination
Travel	0.3 ± 0.2 mm

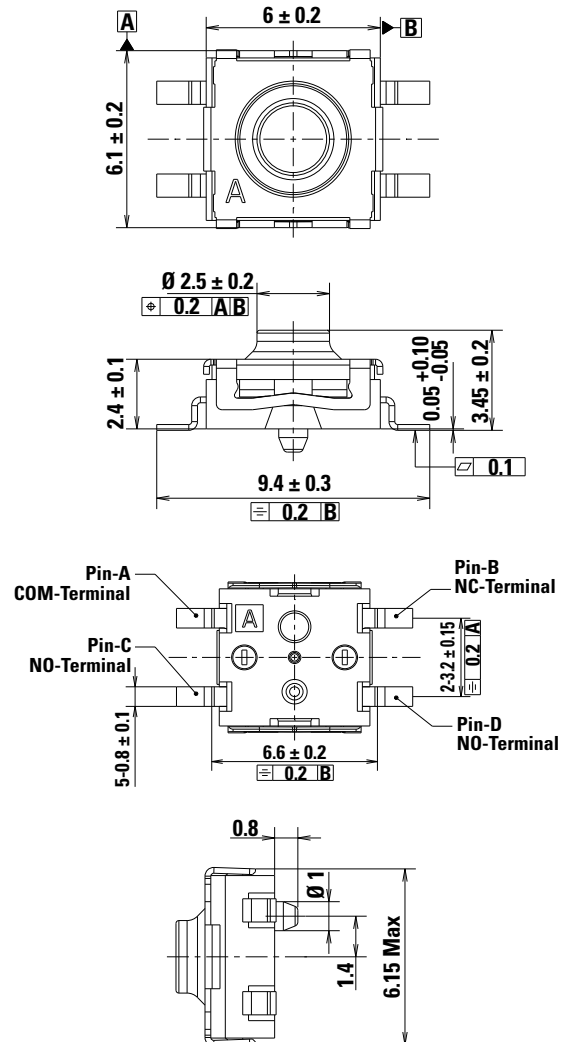
### Electrical Characteristics

Voltage	DC 1V to 16V
Current	10µA to 50mA
Contact Resistance	200 mΩ max. 500 mΩ max. After testing
Insulation Resistance	100 MΩ min.
Dielectric Voltage	AC 250V

### Environmental Characteristics

Operating Temperature	-40°C to 90°C
Storage Temperature	

### Dimensions (mm)



# TLSM Series

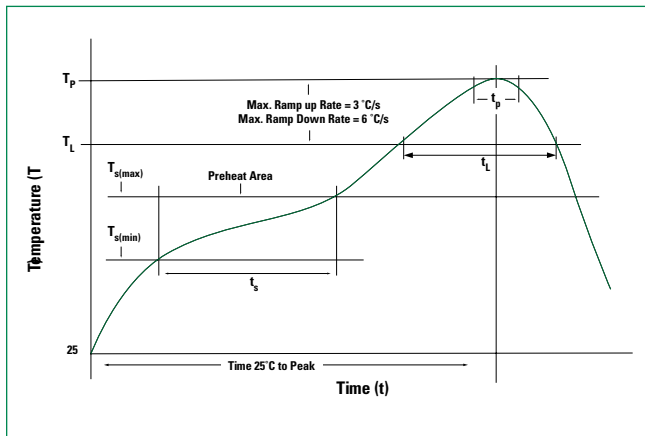
Dual Circuit Technology  
Tactile Switch for SMT 6.0mm x 6.1mm



## Mechanical Characteristics

Sample	Style	Force (N)	Life cycles	Travel (mm)
TLMDT3C020GLFS	Gull wing	2.0 +/- 0.5	2,000,000	0.3 ± 0.2

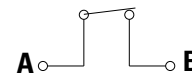
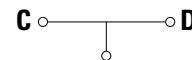
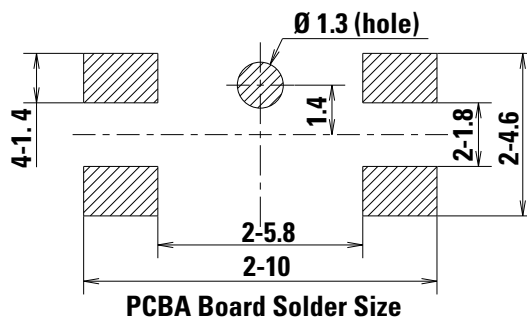
## Soldering Profile



<b>Tp</b>	Peak package body temperature 260°C
<b>TL</b>	Liquidous temperature 217°C
<b>Ts</b>	Preheat temperature 150-200°C
<b>ts</b>	Preheat time 60-120s
<b>tp</b>	30s
<b>tL</b>	60-150s

Soldering: This component is suited to the following methods:  
Infrared Reflow Soldering in accordance with IEC61760-1

## Pad Layout Dimensions (mm)



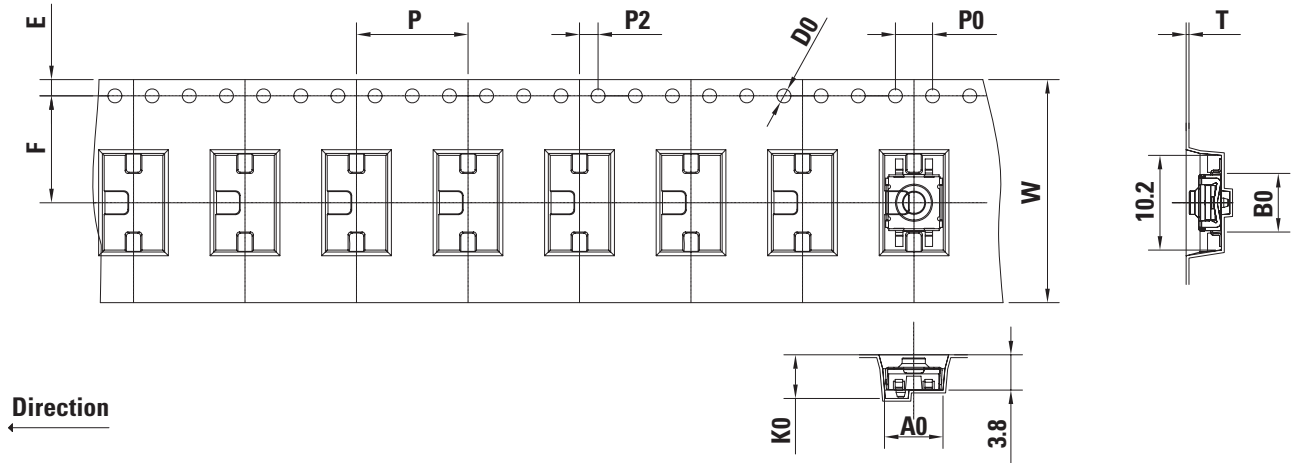
**Circuit Diagram**  
**SPDT-NC**

# TLSM Series

Dual Circuit Technology  
Tactile Switch for SMT 6.0mm x 6.1mm



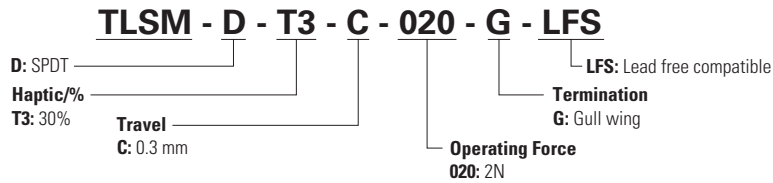
### Packaging Dimensions (mm)



<b>Packaging</b>	1,100 pieces per reel
------------------	-----------------------

### Ordering Number

Our easy build-a-switch concept allows you to mix and match options to create the switch you need. To order, select desired option from each category and place it in the appropriate box. For any part number different from those listed above, please consult your local representative.



### Liability Limitation

This datasheet does not provide enough information for applications that require a certain level of quality or safety such as automotive, medical systems, or safety equipment. Please contact customer service for the contractual specification package.

**Disclaimer Notice** - Information furnished is believed to be accurate and reliable. However, users should independently evaluate the suitability of and test each product selected for their own applications. Littelfuse products are not designed for, and may not be used in, all applications. Read complete Disclaimer Notice at <http://www.littelfuse.com/disclaimer-electronics>.